

Better Than Bronze

MARELON is an extremely strong, marine-grade, polymer composite for long term use in all applications.

- For Use Above or Below Waterline
- Exclusive Polymer Formulation That Will Never Corrode
- Can be Used with Any Hull Material
- Requires No Bonding Wires
- Immune to Lightning Strike Damage
- Saves Weight for Better Speed & Efficiency

Used by Over 450 Boat Builders

MARELON products are **ABYC** compliant and can be used above and below the waterline. Over 2400 different **MARELON** valve configurations are available, as well as thru-hulls, fittings, vented loops, water strainers, and other commonly used plumbing parts.

Contact your sales rep for volume quotes on any **MARELON** parts.



Outperforms Other Valve Materials

	Marelon®	PVC	Bronze
Immune To Corrosion	✓	✓	✗
No Bonding Wires Needed	✓	✓	✗
Suitable Below Waterline	✓	✗	✓
Suitable Hull Materials	All Hull Types	All Hull Types	Not for Steel or Aluminum Hulls
Passes ABYC 500 lb. Strength Test	✓	✗	✓
ABYC Compliant	✓	✗	✓
Passes USCG Fire Test	✓	✗	✓
Immune To Lightning Damage	✓	✓	✗
Relative Weight (1.5" Ball Valve Seacock)	1.48 lbs	1.65 lbs	6 lbs
Resistant To Cracking	✓	✗	✓

All Marelon® Pro Series Valves Are:



MARELON®

Marine Grade Composite Polymer Plumbing

Create Customized Valves Manufactured To Fit Your Exact OEM Specs



How To Spec Your Custom Pro Series™ Valve Part Number

Select your desired Base, Body & Top style from the choices on page 3 of this guide. Then enter the selected style numbers into the appropriate column of the product number sequence as shown in the example below.

As an example, the part number size for the valve shown to the right is a "5"

Valve Size	Part # Code
1/2"	2
3/4"	3
1"	4
1-1/8"	0-4
1-1/4"	5
1-1/2"	6
2"	8



Example Part Number for Valve Shown Above

	Base #	Body #	Top #	Size #	Modifiers
9	3	1	1	5	Blank by Default

93 Remains Constant To Indicate Pro Series Valve

To Create Your Custom Part Number See Next Page for a Complete List of Component Style Numbers and Modifiers

Forespar's popular Marelon® Pro Series™ valves are available in many custom configurations made to fit your exact specifications. If you cannot configure a valve to fit your needs using this guide, please contact us directly.

Customized OEM Valves & Seacocks

MARELON®

949.858.8820 / Forespar.com

Select Valve Components for Your Custom Valve Using the Part Number Codes on this Page

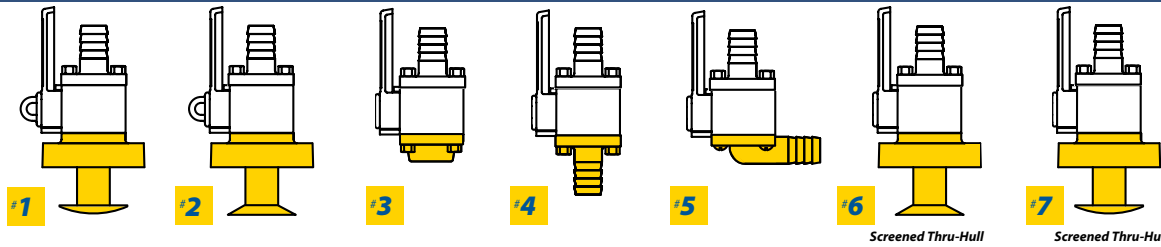
Just select your desired Base, Body & Top styles from the choices below and then enter the corresponding numbers into the appropriate column of the product number sequence table shown to the right.

Interactive PDF - Enter Your Custom Part Options Below

Remains Constant Indicates Pro Series Valve					
	Base #	Body #	Top #	Size #	Modifiers
	9	3			

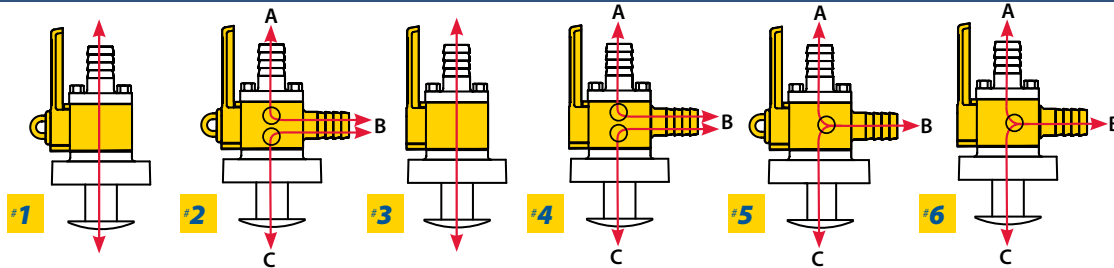
Blank by Default

Base Options: The third digit in the six digit sequence indicates the base, or bottom of the valve. Options are as follows:



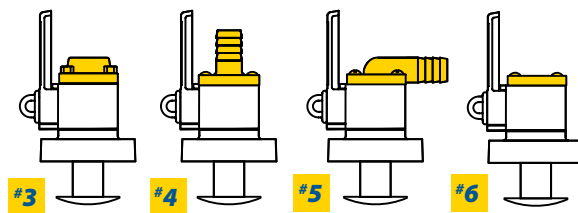
- 1 Flanged, seacock base with mushroom head buttress threaded thru-hull
- 2 Flanged, seacock base with a flush head buttress threaded thru-hull.
- 3 Female NPSM threads.
- 4 Straight barbed tailpipe.
- 5 90 degree elbow barbed tailpipe.
- 6 Flanged, seacock base with screened flush head buttress threaded thru-hull.
- 7 Flanged, seacock base with screened mushroom head buttress threaded thru-hull.

Body Options: The fourth digit in the six digit sequence indicates the body, or middle section of the valve. Options are as follows:



- 1 Straight flow, single port with a thru-hull plug for use with our buttress thru-hulls
- 2 Double port Y-valve with body barb opposite the handle with a thru-hull plug
- 3 Straight flow, single port with no thru-hull plug; only a flush cap on the handle
- 4 Double port Y-valve with body barb opposite the handle with a flush cap on the handle
- 5 Double port "Dual Drain Valve" with the body barb opposite the handle and a thru-hull plug
- 6 Double port "Dual Drain Valve" with the body barb opposite the handle and flush cap handle

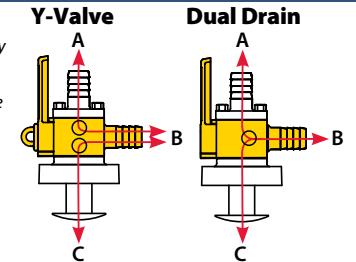
Top Options: The fifth digit in the six digit sequence indicates the top section of the valve. Options are as follows:



- 3 Female Threads
- 4 Straight Hose Barb Tailpipe
- 5 Low Profile 90 degree elbow hose barb.
- 6 Blank top only (used on very few configurations-with body 5 & 6 only)
- 7 NOT SHOWN - Female garden hose fitting (used only on engine flush-out valves-body #2 & 4)

The Difference Between Y-Valves and Dual Drain Valves

Y-Valve - Y-valves have 3 modes: Off, A-B connected, and B-C connected. They can be used to divert water between a head system, a holding tank, and fresh water or to send raw water from a single input to two separate outputs.



Dual Drain - Dual Drain valves have 2 modes: A-B-C connected, and off. They can be used to provide raw water to multiple systems, or discharge multiple systems with a single drain.

Optional Valve Modifiers Codes: Special valve modifications indicated at the end of the part number:

- N** NPSM Straight Threaded Base - Specifies an NPSM straight threaded base for seacock valves, allowing the valve to be installed on a standard thru hull. No thru hull or handle plug will be included on a valve with this option.
- B** BSP Threaded Base - Specifies a BSP threaded base. (Not Available for 1/2" or 3/4" Valves.) No thru-hull or handle plug is provided.
- C** Chromed Mushroom Head Thru-hull - Specifies a chromed mushroom head buttress thread thru-hull.
- L** Left Facing Top Elbow - Specifies left facing top elbow. (From top of valve point of view with the handle facing down/6 o'clock)
- R** Right Facing Top Elbow - Specifies right facing top elbow. (From top of valve point of view with the handle facing 'down/6 o'clock)
- E** ROV Electric Motor - Specifies the valve is to be used with an ROV electric motor. (OEM only - Motor Sold Separately)
- V** Anti-Venturi Thru-Hull - Specifies an anti-venturi style thru hull to be paired with the valve. Does not include thru-hull plug.
- K** Locking Handle - Specifies standard padlocks handle lock-off plate to satisfy USCG requirements (Only available on 1" & 2" sizes)
- Z** Large Speed Scoop - Specifies a Large Speed Scoop. (Only available on 1-1/2" & 2" valve sizes)
- D** Black Thru-hull - Black thru-hull (standard is white).
- X** Extra Long Thru-Hull - Extra long thru-hull (5-3/4" long threads).

Valve Size Options: The sixth digit indicates valve size

Valve Size	1/2"	3/4"	1"	1 1/8"	1 1/4"	1 1/2"	2"
Part # Code	2	3	4	0-4	5	6	8